

**MAHA SRIVIDYA MEDITATION  
(MASTERY)**

## DEEKSHA

SIT ON A WOOLEN MAT IN A QUIET PLACE IN A COMFORTABLE POSITION WITH SPINE KEPT STRAIGHT, PLACE BOTH YOUR PALMS IN RECEIVING (UPWARDS) POSITION ON YOUR LAP AND FACING EAST OR NORTH FOR THE MEDITATION AND CREATE KAVACH USING MANTRA. DO DEEP BREATHING FOR 3-5 MINUTES AND START CHANTING “**OM HREEM OM**”. (YOU CAN ALSO USE CHAIR AND KEEP WOOLEN MAT BELOW YOUR FEET)

## CHAKRA BALANCE MANTRA

“**AUM**” (11 TIMES)

## SALUTATION TO MOTHER EARTH

“**OM BOOMITAYE NAMAH**” (11 TIMES)

## KULA DEIVA MANTRA

“**OM KULA DEVIYE NAMAH**” (11 TIMES)

“**OM KULA DEVAYE NAMAH**” (11 TIMES)

\*\*YOU CAN SUBSTITUTE THE ABOVE MANTRA WITH YOUR OWN  
KULA DEIVA MANTRA\*\*

## GANAPATHI SALUTATION

“**VAKRA TUNDAA MAHA KAYA SURYA KODI SAMA PRABHA  
NIR VIGHNAM KURU ME DEVA SARVA KAARYESU SARVADAA**”  
(1 TIME)

## GANAPATHI MANTRA

“**OM GAM GANAPATHIYE NAMAH**” (11 TIMES)

## MAHAPADUKAM GURU MANTRA


“**OM AIM HREEM SHREEM AIM KLEEM SAUH AIM GLAUM HSEKPREM**  
(sikhprem) **HSEKSA** (sikhsa) **MALAVARAYUM SAUH** (saho), **SAHAKSA**  
**MALAVARAYIM SAUH** (saho), **SRIVIDYA NANTHA MARKA CHARYA**  
**NANTHANATHA SRI MAHAPADUKAM PUJAYAMI NAMAH**” (1 TIME)

## THIRUMOOLAR MANTRA

“**OM MOOLAYA NAMAH**”

(11 TIMES)

## DEEKSHA



### THIRUMOOLAR PRANAYAMA

#### MUDRA CHIN MUDRA



PLACE BOTH YOUR HANDS IN THIS POSITION ON YOUR LAP THROUGHOUT THIS PROCESS

#### EARTH

***“SINGLE DEEP BREATH FROM NOSTRIL AND EXHALE FROM MOUTH AS LONG AS POSSIBLE, THE EXHALATION MUST BE LONGER THAN THE INHALATION”*** REPEAT 3 TIMES.

#### WATER

(A) ***“REPETITIVELY CONTRACT AND RELAX THE ANUS MUSCLE (SPHINCTER MUSCLES)/ELIMINATION POINT)”***  
(REPEAT 11 TIMES)

**\*\*LIKE KEGEL EXERCISE. THE ABOVE STEP IS AN EXERCISE TO ENHANCE (B). AFTER SEVERAL DAYS OF PRACTICE, (A) CAN BE IGNORED.**

**(B) “AS YOU INHALE THROUGH NOSTRILS,  
CONTRACT/SQUEEZE THE ANUS AND AS YOU EXHALE FROM  
MOUTH RELAX THE ANUS” REPEAT 3 TIMES.**

**FIRE**

**“SUCK AIR THROUGH MOUTH (FROM UPWARD AND SHOULD FEEL  
THE AIR THROUGH TONGUE) AT MAXIMUM CAPACITY AND EXHALE  
THROUGH NOSTRIL” REPEAT 3 TIMES.**


**AIR**

**“SUCK AIR THROUGH MOUTH (FROM UPWARD AND SHOULD  
FEEL THE AIR THROUGH TONGUE) AT MAXIMUM CAPACITY AND  
HOLD THE BREATH WITHIN THE STOMACH (YOU WILL FEEL THE  
AIR MOVING INSIDE THE ABDOMEN ESPECIALLY AT SOLAR PLEXUS)  
THAN EXHALE FORCEFULLY FROM NOSTRIL” REPEAT 3 TIMES.**

**SPACE**

**“INHALE AND EXHALE RAPIDLY AND REPETITIVELY FEW TIMES  
(LIKE PANTING BUT THROUGH BOTH NOSTRILS AND MOUTH), THEN  
COMPLETELY REMOVE ALL THE AIR FROM THE LUNGS BY  
MAKING A HISSING SOUND. AFTER THE FINAL EXHALATION,  
HOLD YOUR BREATH WITH ABSOLUTELY NO AIR IN THE LUNGS  
AS LONG AS YOU CAN,” REPEAT 3 TIMES.**

## THIRUMOOLAR MEDITATION

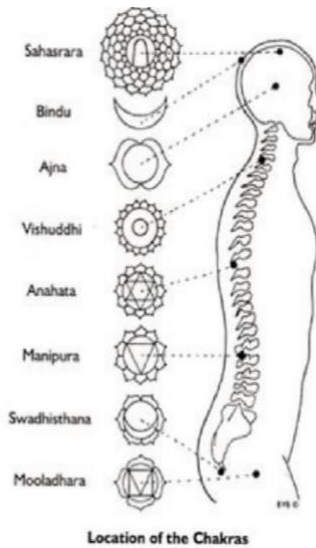


THIRUMOOLAR NAVAKKARI

### MUDRA CHIN MUDRA



Chin Mudra



PLACE BOTH YOUR HANDS AS THE MUDRA SHOWN ABOVE ON YOUR LAP.

FOCUS ON MULADHARA CHAKRA AND CHANT:

**“SHREEM HREEM AIM GAUM KREEM HAUM AUM SAUM KLEEM OM HREEM NA  
MA SI VA YA”**

(1 Time)

FOCUS ON SWATHISTHANA CHAKRA AND CHANT:

***“HREEM AIM GAUM KREEM HAUM AUM SAUM KLEEM SHREEM OM HREEM NA MA  
SI VA YA”***

(1 Time)

FOCUS ON MANIPURA CHAKRA AND CHANT:

***“AIM GAUM KREEM HAUM AUM SAUM KLEEM SHREEM HREEM OM HREEM NA MA  
SI VA YA”***

(1 Time)

FOCUS ON ANAHATHA CHAKRA AND CHANT:

***“GAUM KREEM HAUM AUM SAUM KLEEM SHREEM HREEM AIM OM HREEM NA MA  
SI VA YA”***

(1 Time)

FOCUS ON VISHUDDHA CHAKRA AND CHANT:

***“KREEM HAUM AUM SAUM KLEEM SHREEM HREEM AIM GAUM OM HREEM NA MA  
SI VA YA”***

(1 Time)

FOCUS ON AJNA CHAKRA AND CHANT:

***“HAUM AUM SAUM KLEEM SHREEM HREEM AIM GAUM KREEM OM HREEM NA MA  
SI VA YA”***

(1 Time)

FOCUS ON IDA & PINGALA AND CHANT:

***“AUM SAUM KLEEM SHREEM HREEM AIM GAUM KREEM HAUM OM HREEM NA MA  
SI VA YA”***

(1 Time)

FOCUS ON SAHASRARA CHAKRA AND CHANT:

***“SAUM KLEEM SHREEM HREEM AIM GAUM KREEM HAUM AUM OM HREEM NA MA  
SI VA YA”***


(1 Time)

FOCUS ON SOUL STAR AND CHANT:

***“KLEEM SHREEM HREEM AIM GAUM KREEM HAUM AUM SAUM OM HREEM NA MA  
SI VA YA”***

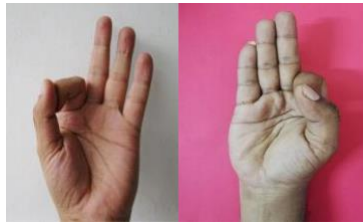
(1 Time)

## THIRUMOOLAR MEDITATION



THIRUMOOLAR NAVAKKARI PRANAYAMA

**MUDRA**  
**CHIN MUDRA**



PLACE BOTH YOUR HANDS AS THE MUDRA SHOWN ABOVE ON YOUR LAP.

INHALE, FOCUS ON **MULADHARA** CHAKRA AND CHANT:

**“SHREEM”**

THEN EXHALE (1 Time)

INHALE, FOCUS ON **SWATHISTHANA** AND CHANT:

**“HREEM”**

THEN EXHALE (1 Time)

INHALE, FOCUS ON **MANIPURA** AND CHANT:

**“AIM”**

THEN EXHALE (1 Time)

INHALE, FOCUS ON **ANAHATHA** AND CHANT:

**“GAUM”**

THEN EXHALE (1 Time)

INHALE, FOCUS ON **VISHUDDHA** AND CHANT:

***“KREEM”***

THEN EXHALE (1 Time)

INHALE, FOCUS ON **AJNA** AND CHANT:

***“HAUM”***

THEN EXHALE (1 Time)

INHALE, FOCUS ON **SAHASRARA** AND CHANT:

***“SAUM”***

THEN EXHALE (1 Time)



## CHAKRA MEDITATION



### **MUDRA** **PRANA MUDRA**



PLACE BOTH YOUR HANDS AS THE MUDRA SHOWN ABOVE ON YOUR LAP.

### MULADHARA CHAKRA MANTRA

INHALE, FOCUS ON **MULADHARA** CHAKRA AND CHANT

**“LAM”**

AND EXHALE (REPEAT 11 TIMES)

### GANAPATHI MANTRA

INHALE, FOCUS ON **MULADHARA** CHAKRA AND CHANT:

**“LAM OM AIM SHREEM HREEM KLEEM GLOUM GAM KSHIPRA PRASADANAYA GAM  
GANAPATHEYE VARA VARADA SARVA JANAMME VASHAMAANAYE LAM SWAHA”**

AND EXHALE (REPEAT 3 TIMES)



**MUDRA**  
**VARUN MUDRA**



PLACE BOTH YOUR HANDS AS THE MUDRA SHOWN ABOVE ON YOUR LAP.

**SWATHISTHANA CHAKRA MANTRA**

INHALE, FOCUS ON **SWATHISTHANA CHAKRA** AND CHANT  
“**VAM**”  
AND EXHALE (REPEAT 11 TIMES)

**BALA TRIPURA SUNDARI MANTRA**

INHALE, FOCUS ON **SWATHISTHANA CHAKRA** AND  
CHANT “**VAM AIM KLEEM SAUH SAUH KLEEM AIM VAM**”  
AND EXHALE (REPEAT 3 TIMES)



**MUDRA**  
**YONI MUDRA**



PLACE BOTH YOUR HANDS AS THE MUDRA SHOWN ABOVE ON YOUR LAP.

**MANIPURA CHAKRA MANTRA**

INHALE, FOCUS ON **MANIPURA** CHAKRA AND CHANT

**“RAM”**

AND EXHALE (REPEAT 11 TIMES)

**PANCHADASI MANTRA**

INHALE, FOCUS ON **MANIPURA** CHAKRA AND CHANT

**“RAM KA E LA HREEM HA SA KA HA LA HREEM SA KA LA HREEM RAM”**

AND EXHALE (REPEAT 3 TIMES)



**MUDRA**  
**APANA MUDRA**



PLACE BOTH YOUR HANDS AS THE MUDRA SHOWN ABOVE ON YOUR LAP.

ANAHATHA CHAKRA MANTRA

INHALE, FOCUS ON **ANAHATHA** CHAKRA AND CHANT

**“YAM”**

AND EXHALE (REPEAT 11 TIMES)

SHODASI MANTRA

INHALE, FOCUS ON **ANAHATHA** CHAKRA AND CHANT

**“YAM KA E LA HREEM HA SA KA HA LA HREEM SA KA LA HREEM SHREEM YAM”**

AND EXHALE (REPEAT 3 TIMES)



**MUDRA**  
**APANA VAYU MUDRA**



PLACE BOTH YOUR HANDS AS THE MUDRA SHOWN ABOVE ON YOUR LAP.

VISHUDHA CHAKRA MANTRA  
INHALE, FOCUS ON **VISHUDHA** CHAKRA AND CHANT  
**"HAM"**  
AND EXHALE (REPEAT 11 TIMES)

SHAKTI  
INHALE, FOCUS ON **VISHUDHA** CHAKRA AND CHANT  
**"HAM AIM HREEM SHREEM SRI MATRE NAMAH HAM"**  
AND EXHALE (REPEAT 3 TIMES)



**MUDRA**  
**CHIN MUDRA**



PLACE BOTH YOUR HANDS AS THE MUDRA SHOWN ABOVE ON YOUR LAP.

AJNA CHAKRA MANTRA

INHALE, FOCUS ON **AJNA CHAKRA** AND CHANT

**“OM”**

AND EXHALE (REPEAT 11 TIMES)

SIVA

INHALE, FOCUS ON **AJNA CHAKRA** AND CHANT

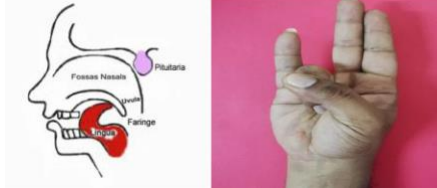
**“OM NA MA SI VA YA OM”**

AND EXHALE (REPEAT 3 TIMES)



### MUDRA

### KECHARI MUDRA AND SURYA MUDRA



PLACE BOTH YOUR HANDS AS THE MUDRA SHOWN ABOVE ON YOUR LAP AND ROLLED UP TOWARDS YOUR HARD PALATE.

### SAHASRARA CHAKRA MANTRA

INHALE, FOCUS ON **SAHASRARA** CHAKRA AND CHANT

**“AUM”**

AND EXHALE (REPEAT 11 TIMES)

### SIVA SHAKTI UNION

INHALE, FOCUS ON **SAHASRARA** CHAKRA AND CHANT

**“AUM AIM KLEEM SAUH KA E LA HREEM HA SA KA HA LA HREEM SA KA LA HREEM  
SHREEM SAUH KLEEM AIM OM HREEM NA MA SI VA YA AUM”**

AND EXHALE (REPEAT 3 TIMES)

## SIVA SHAKTI UNION



### MUDRA

### KECHARI MUDRA AND SURYA MUDRA



PLACE BOTH YOUR HANDS AS THE MUDRA SHOWN ABOVE ON YOUR LAP.

### SIVA SHAKTI UNION MANTRA

INHALE AND CHANT

**“OM HREEM NA MA SI VA YA”**

WHILE CONCENTRATING ON EACH CHAKRA ONCE AS BELOW AND EXHALE  
**(FRONT AJNA, IDA & PINGALA, FRONT VISHUDDHA, FRONT ANAHATHA, FRONT  
MANIPURA, FRONT SWATISTHANA, MULADARA, BACK SWATISTHANA, BACK  
MANIPURA, BACK ANAHATHA, BACK VISHUDDHA, MEDULA OBLONGATA, BACK  
AJNA, SAHASRARA, SOUL STAR)**

(1 Round)



## SELF EMPOWERMENT



### MUDRA SURYA MUDRA



PLACE BOTH YOUR HANDS AS THE MUDRA SHOWN ABOVE ON YOUR LAP.

INHALE AND CHANT

***“YOUR NAME”***

WHILE CONCENTRATING ON EACH CHAKRA ONCE AS BELOW AND EXHALE  
(SOUL STAR, SAHASRARA, BACK AJNA, MEDULLA OBLONGATA, BACK  
VISHUDDHA, BACK ANAHATA, BACK MANIPURA, BACK SWATISTHANA,  
MULADARA, FRONT SWATISTHANA, FRONT MANIPURA, FRONT ANAHATA,  
FRONT VISHUDDHA, IDA & PINGALA, FRONT AJNA)

## SELF REALIZATION



SO HAM (I AM THAT I AM)

**MUDRA**  
**SURYA MUDRA**



PLACE BOTH YOUR HANDS AS THE MUDRA SHOWN ABOVE ON YOUR LAP.

BREATH NORMALLY AND CONCENTRATE ON THE FLOW OF AIR  
AS YOU INHALE (chant “**SO**”) AND EXHALE (chant “**HAM**”):

“**SO**”  
AS YOU INHALE

“**HAM**”  
AS YOU EXHALE

} **11 TIMES**

**\*\*You should sense the air which is inhaled going from Front Ajna, Ida & Pingala, Front Vishuddha, Front Anahata, Front Manipura, Front Swatisthana, Muladhara, Back Swatisthana, Back Manipura, Back Anahata, Back Vishuddha, Medulla Oblongata, Back Ajna, Sahasrara, Soul Star\*\***

**\*\*Once the air that has been inhaled reaches the Soul Star, you should visualise your desire as it is happening before releasing the air for exhale\*\***

**\*\*Sense the air which is exhaled going from Soul Star, Sahasrara, Back Ajna, Medulla Oblongata, Back Vishuddha, Back Anahata, Back Manipura, Back Swatisthana, Muladhara, Front Swatisthana, Front Manipura, Front Anahata, Front Vishuddha, Front Ida & Pingala, Front Ajna\*\***



**THE END**